



District Report Card: 2017


State: Bihar	District: Muzaffarpur
Class: 8	Subject: Language
Schools: 51	Students: 1309


Participation/Coverage


Students

<div>GENDER</div> <div></div>	Boys		Girls	
	Number	%	Number	%
	587	44.84	722	55.16

<div>AREA</div> <div></div>	Rural		Urban	
	Number	%	Number	%
	1229	93.89	80	6.11

<div>CATEGORY</div> <div></div>	SC		ST		OBC		GEN	
	Number	%	Number	%	Number	%	Number	%
	214	16.35	8	0.61	888	67.84	199	15.20

<div>CWSN</div> <div></div>	LD	VI	HI	S&LD	ID	Oth
	0	0	1	3	0	3

<div>Management</div> <div></div>	Government		Government-aided	
	Number	%	Number	%
	1309	100.00	0	0.00

Average Performance of Students in Language (%)

Overall	Gender		Area		Management		Social Group			
	Male	Female	Rural	Urban	Govt.	Aided	SC	ST	OBC	GEN
57.59	58.52	56.82	56.64	72.17	57.59	0.00	55.02	38.33	58.81	55.64

Performance on Learning Outcomes (LOs)

Learning Outcomes	Description	Average Performance(%)
L813	Read textual/non-textual materials with comprehension and identifies the details, characters, main idea and sequence of ideas and events while reading	57.59

Range of Performance of Students who Answered Correctly							
Below 30%		30% - 50%		50% - 75%		Above 75%	
Number	%	Number	%	Number	%	Number	%
191	14.59	299	22.84	468	35.75	351	26.81

Lowest Performing Learning Outcomes (LOs)

1 - Read textual/non-textual materials with comprehension and identifies the details, characters, main idea and sequence of ideas and events while reading (57.59)